

Grin and Bare It

CASE #:

DUE DATE (FOR TRY IN):

METAL FRAMEWORK TRY IN:

BISQUE BAKE TRY IN:

DENTURE/PARTIAL TRY IN:

Dr. Date:

Patient Name:

Male: Female: Age:

DUE DATE (FOR FINISH/RETURN): AM PM

PORCELAIN FUSED TO METAL

- NON-PRECIOUS GOLD NOBLE
 SEMI-PRECIOUS GOLD/FULL METAL CROWN

ALL-CERAMICS

- IPS EMPRESS PROCERA ZIRCONIA
 LAMINATE VENEER

LABORATORY REQUESTED INFORMATION

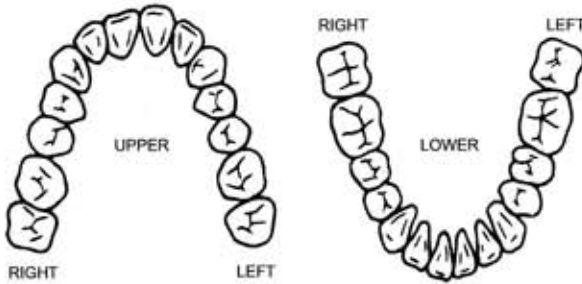
WILL OPPOSING TEETH BE RESTORED IN THE NEAR FUTURE? YES NO
TOOTH DESIGN (STUDY MODEL IS REQUESTED FOR UPPER ANTERIOR CASES)

FOLLOW DIAGNOSTIC MODEL IMPROVE ON DIAGNOSTIC MODEL

NOTE:

FOR DESIGN OR CONSTRUCTION OF CASES, PLEASE SEND FULL ARCH UPPER/LOWER MODELS WITH BITE TO ALLOW IDEAL TREATMENT DISCUSSIONS.

DESIGN CASE HERE



OCCLUSAL STAINING

- NONE LIGHT MEDIUM DARK

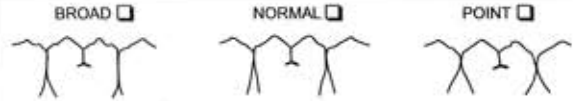
ENCLOSED WITH CASE

- IMPRESSIONS MODELS BITE
 PHOTOS OTHER:

OCCLUSION

- OCCLUSION**
 METAL
 PORCELAIN
 METAL ISLAND
- IF NO OCCLUSAL CLEARANCE**
 METAL OCCLUSION
 REDUCTION COPING
 SPOT OPPOSING

CONTACTS (EMBRASSURES)



BUCCAL MARGIN DESIGN

- METAL HAIRLINE ORMM ON BUCCAL/LINGUAL
 METAL-PORCELAIN BUCCAL JUNCTION MARGIN
 PORCELAIN BUCCAL MARGIN (90° SHOULDER REQ)
 PORCELAIN BUTT 360° MARGIN (90° SHOULDER REQ)

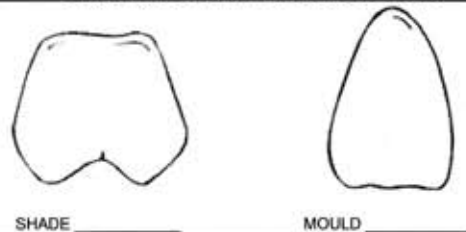
PONTIC DESIGN



ANTERIOR/POSTERIOR DESIGN



CERAMIC SHADE INSTRUCTION



CASE DETAILS

.....

.....

.....

.....

.....

.....

.....

.....

.....

.....

Signature:

Note: If applicable, for anterior "Smile Design", Dickerson, Dorfman, Lorin, etc. include detail of the preferred smile type.